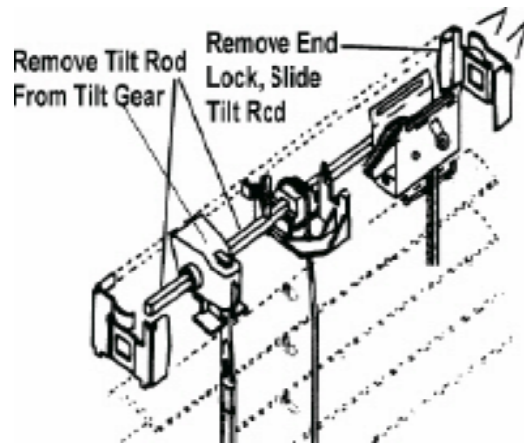
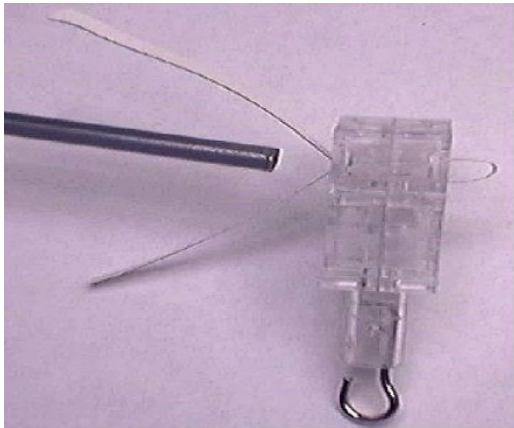



Replacement Tilt Gear Directions Installing a Delmar Tilt Gear.



Put the aluminum insert into the tilt gear



Line up the tilt rod & push it into the tilt gear.

It will be a tight fit, then it will slide in easier

